



Z-VAC and Z-POS Ultra Low-Pressure Rupture Disks



Safety through knowledge and performance.

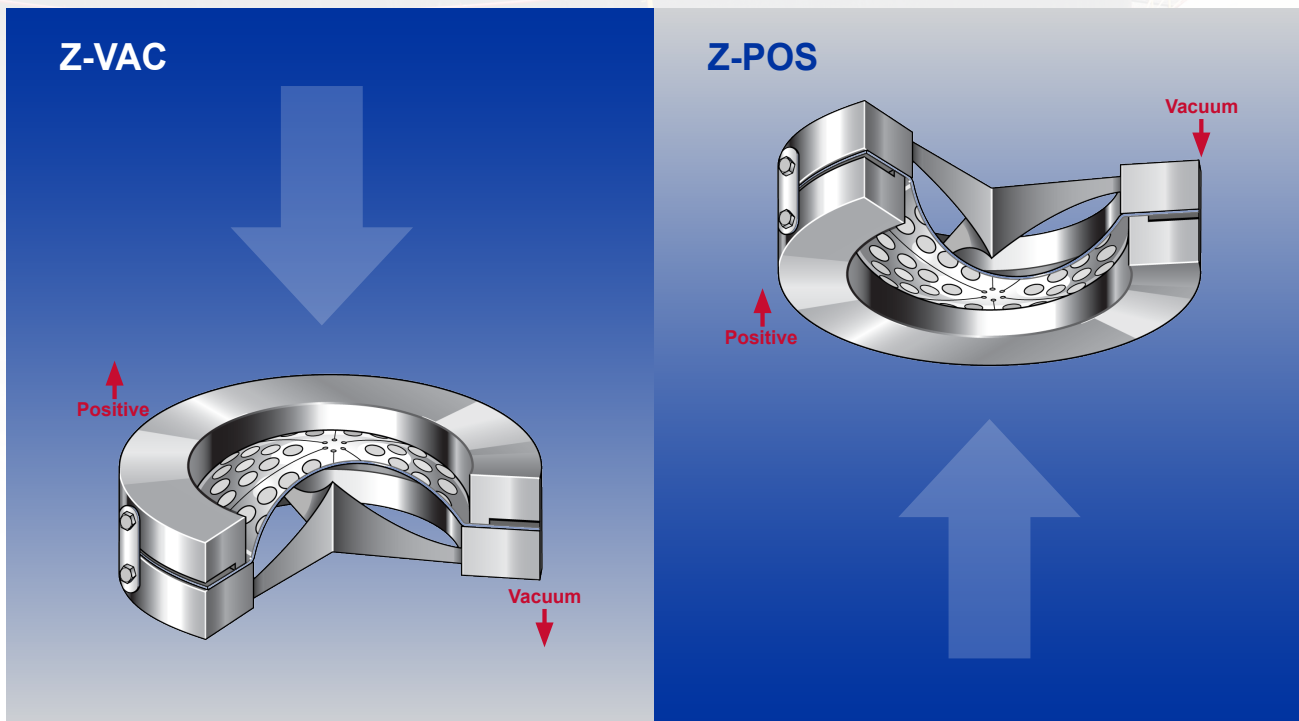
Protect your Processing or Storage Tank from Vacuum and/or Over-Pressurization in a Single Device

The ZOOK Z-VAC and Z-POS Series are a range of bi-directional rupture disk and holder assemblies designed to relieve between 1" - 109" (25 mm to 2768.6 mm) water column in one direction and 2 psig - 150 psig (0.14 barg to 10.34 barg) in the other direction uniquely protecting processing, fermentation, storage tanks and low strength vessels from vacuum implosion or over-pressure failure in a single device.

Both designs relieve ultra-low pressure settings. The Z-VAC allows ultra-low pressure relief in the vacuum direction starting at 1" (25 mm) of water column differential and features user friendly replaceable knife blades to ensure optimum performance. The Z-POS allows ultra-low pressure relief in the positive direction starting at 1" (25 mm) of water column differential.

How Does Z-VAC/Z-POS Work?

Ultra-Low pressure relief is controlled by a laser cut collapsible girdle. For Ultra-Low vacuum protection (Z-VAC) vacuum pressure pulls the Teflon seal against the girdle. For Ultra-Low over pressure protection (Z-POS) positive pressure pushes the Teflon seal against the girdle deflecting it towards the razor sharp knife-blades built into the holder. As pressure approaches the relief setting, the girdle collapses allowing the seal to be cut by the knife-blades. Laser cut holes in the mid pressure burst cap or non-opening support provide optimum flow when the rupture disk relieves in the Ultra-Low pressure direction.



Z-VAC & Z-POS Disk

Rupture Disk Features

- Highly accurate, ultra-low burst pressures starting at 1" (25 mm) water column
- Dual-acting design, with laser cut metal top section and girdle
- Sizes 2" to 12" / 50 mm to 300 mm and above
- Standard 316 girdle for full range of vacuum pressures ensures clean opening of seal at specified pressure
- Burst ratings from 1" (25 mm) of water column to 150 psig (10.34 barg)
- Temperature ratings to 500°F (260°C)
- Permanently attached 3D stainless steel tag shows positive and vacuum flow directions
- Optional integral burst indication*



Z-VAC



Z-POS

Sanitary Fitting Disks

Sanitary fitting holders are available to allow direct connection to systems utilising ferrule connections. For more information on our ProVAC-S / ProPOS-S sanitary disks, contact a ZOOK representative.



BI Integral Indicator Available


The BI Series offers a simple and effective means of remote monitoring of the disk.

- The BI is installed on the atmospheric side of the Teflon seal protecting it from the process.
- Provides signal indication instantly upon rupture of the disk



*See table 1 on minimum burst rating requirements

Z-VAC & Z-POS Holder



Rupture Disk Holder Features


- Designed for installation between standard pipe flanges
- Designed exclusively for use with the Z-VAC and Z-POS series rupture disks
- Replaceable knife blades ensure optimal performance
- Non-torque sensitive flat seal design
- The Z-VAC & Z-POS Holder and rupture disk are pre-assembled using side-clips
- Standard materials of construction: 316 or carbon steel. Other materials available upon request
- Permanently attached stainless steel nameplates are standard. Nameplates show positive and vacuum flow directions to provide visual verification that holder assembly is properly oriented in the piping system



Sanitary Fitting Holders

Sanitary fitting holders are ideal for high purity environments.

For more information on our ProVAC-S / ProPOS-S sanitary holders, contact a ZOOK representative.



ZOOK Differentiator

ZOOK'S Unique Replaceable Knife Blade Design

- Dull blades can result in collapsed tanks
- Allows higher level of safety maintenance
- Availability of spare blades on site leads to quick changeovers and greater operational safety
- Provides lower cost inventory compared to other designs
- Lower costs, less downtime, enhanced safety
- Replacement blades - easy to change

Components

Note: Z-VAC Configuration

Overpressure
Relief Direction

Holder Outlet

Insert type rupture disk holder manufactured from 316 or carbon steel. Other materials also available.

Non-Opening Pressure Support

Provides protection to seal in case of positive pressure.



OPTIONS: Laser Cut Burst Cap

Provides higher pressure relief at specified rating.

Protective Ring

Provides seat area protection for seal on applications that do not require positive relief or operation.

Seal

Evenly distributes pressure in both the vacuum and positive pressure direction.

OPTION: Integral Burst Indication

Girdle

Standard material is 316SS. Also, available in TEFLON. Controls the standard min. to max. inches of water column negative (vacuum) pressure rating.

Holder Inlet

Insert type rupture disk holder manufactured from 316 or carbon steel.

Vacuum Relief
Direction



Safety through knowledge and performance.

Specifications

Table 1
Z-VAC & Z-POS Burst Ratings

Disk Size		Higher Pressure Relief				Ultra Low Pressure Girdle Relief								Burst Tolerance
		Burst Pressure Range				Burst Pressure Range				With Integral Burst Indicator				
		Burst Cap				Metal Girdle				Metal Girdle				
		psig		barg		InWC		mmWC		InWC		mmWC		
		Min	Max	Min	Max	Min	Max	Min	Max	Min	Max	Min	Max	
2"	50 mm	15	150	1.03	10.3	1	109	25	2768	28	109	711	2768	MAX ratings 7 to 45 InWC: minus 6 InWC MAX ratings above 45 InWC: minus 15 InWC
3"	80 mm	8	150	0.55	10.3	1	109	25	2768	20	109	508	2768	
4"	100 mm	7	125	0.48	8.62	1	64	25	1625	10	64	254	1625	
6"	150 mm	4	100	0.28	6.89	1	64	25	1625	10	64	254	1625	
8"	200 mm	3	75	0.21	5.17	1	64	25	1625	10	64	254	1625	
10"	250 mm	3	50	0.21	3.45	1	54	25	1371	10	54	254	1371	
12"	300 mm	2	40	0.14	2.76	1	54	25	1371	10	54	254	1371	
Max. Temp.		500°F (260°C)				500°F (260°C)				400°F (204°C)				
Note: Series Minimum and Maximum Pressure Ratings @ 72°F (22°C)														

Table 2A
Z-VAC & Z-POS Series Disk with Rated Burst Cap – Manufacturing Range

Burst Pressure Range Standard (psig)		ZOOK Manufacturing Design Range (psig)								Burst Tolerance (psig)
		Standard		Reduced MDR's						
				Half		Quarter		Zero		
Minimum	Maximum	Minus	Plus	Minus	Plus	Minus	Plus	Minus	Plus	
2.0	<2.5	0.5	0.5	0.25	0.25	0.13	0.13	0.00	0.00	± 0.33
2.5	<4.0	1	1	0.50	0.50	0.25	0.25	0.00	0.00	± 0.33
4.0	<7.0	1	2	0.50	1.00	0.25	0.50	0.00	0.00	± 0.5
7.0	<11.0	1.5	2.5	0.75	1.25	0.38	0.63	0.00	0.00	± 0.8
11.0	<15.0	2	3	1.00	1.50	0.50	0.75	0.00	0.00	± 1.3
15.0	<17	2	3	1.00	1.50	0.50	0.75	0.00	0.00	± 2.0
17	<26	2	4	1.00	2.00	0.50	1.00	0.00	0.00	± 2.0
26	<40	3	5	1.50	2.50	0.75	1.25	0.00	0.00	± 2.0
40	<66	4	6	2.00	3.00	1.00	1.50	0.00	0.00	± 5%
66	<101	5	9	2.50	4.50	1.25	2.25	0.00	0.00	± 5%
101	<150	6	12	3.00	6.00	1.50	3.00	0.00	0.00	± 5%

Table 2B
Z-VAC & Z-POS Series Disk with Rated Burst Cap
– Total Performance Tolerance

Burst Pressure Range (barg)		Total Performance Tolerance (barg)			
		Standard	Reduced Tolerance		
Minimum	Maximum		Better	Intermediate	Best
0.14	<0.172	± 65%	± 45%	± 35%	± 0.023 barg
0.172	<0.276	± 50%	± 30%	± 20%	± 0.035 barg
0.276	< 0.483				
0.483	< 0.759	± 50%	± 30%	± 20%	± 0.055 barg
0.759	<1.034	± 25%	± 20%	± 15%	± 0.090 barg
1.034	<1.172	± 25%	± 20%	± 15%	± 0.138 barg
1.172	< 1.793				
1.793	<2.759	± 20%	± 15%	± 10%	
2.759	<4.552	± 15%	± 10%	± 7.5%	± 5%
4.552	<6.966				
6.966	10.3	± 10%	± 7.5%	± 6.5%	± 5%

Table 3
Z-VAC & Z-POS Series Disk Holder Dimensions

Holder Nominal Size		ANSI 150 Holder OD		DIN PN10 Holder OD		Height*	
2"	50 mm	4"	101.6 mm	4.2"	107 mm	1 ¼"	31.7 mm
3"	80 mm	5 ¼"	133.3 mm	5.6"	142 mm	1 ¼"	31.7 mm
4"	100 mm	6 ¾"	171.4 mm	6.4"	162 mm	1 ¼"	31.7 mm
6"	150 mm	8 ⅝"	219.0 mm	8.6"	218 mm	1 ¼"	31.7 mm
8"	200 mm	10 ⅞"	276.2 mm	10.7"	273 mm	1 ⅝"	34.9 mm
10"	250 mm	13 ¼"	336.5 mm	12.9"	328 mm	1 ¾"	44.4 mm
12"	300 mm	16"	406.4 mm	14.9"	378 mm	1 ¾"	44.4 mm

Contact ZOOK for alternative flanges.
 *Note: Holder height does not include the rupture disk allow approximately 0.020" to 0.040" (0.5mm to 1.0mm).
 Disk dome extends past holder faces and allowance for this should be made in the installation.
 Teflon - TM The Chemours Company



SERVING AMERICA, CENTRAL & SOUTH AMERICA

16809 Park Circle Drive
Chagrin Falls, Ohio 44022
United States

Toll Free: **+1 800 543 1043**
Phone: **+1 440 543 1010**
Fax: **+1 440 543 4930**
E-mail: **sales@zookdisk.com**
Website: **www.zookdisk.com**

SERVING EUROPE, MIDDLE EAST & AFRICA

Navigation House, Bridge Street
Killamarsh, Sheffield S21 1AL
United Kingdom

Phone: **+44 (0) 1909 560999**
Fax: **+44 (0) 1909 560860**
E-mail: **sales.europe@zookdisk.com**
Website: **www.zookdisk.com**

SERVING CANADA

4400 South Service Road
Burlington, Ontario L7L 5R8
Canada

Toll Free: **+1 800 370 6057**
Phone: **+1 905 681 2885**
Fax: **+1 905 681 8838**
E-mail: **sales.canada@zookdisk.com**
Website: **www.zookdisk.com**

SERVING ASIA PACIFIC

Unit No. 23A-05, Menara Landmark
No.12, Jalan Ngee Heng
80000 Johor Bahru, Johor
Malaysia

Phone: **+60 (7) 2910099**
Fax: **+60 (7) 2910096**
E-mail: **sales.asia@zookdisk.com**
Website: **www.zookdisk.com**

ALL OTHER INTERNATIONAL INQUIRES

E-mail: **sales@zookdisk.com**

